









Set up table

Type	Housing	Mounting version	Wire connection / max. operation temperature	Wire length [cm]	Plug connection
A0		none printed board	none / (350°C)	none	none
B0		none printed board	none / (350°C) ¹⁾ A / (200°C)	none ⁽¹⁾ 100 300	A .. none
B1		mounting flange	 Symbol picture-wire connection		C 
D0		Screw mountable housing	A / (200°C)	100 300	Symbol picture C .. Rast 2.5
D1		Screw mountable housing			
E1		TO8 with hose connection	none (on request) / (250°C)	none	none

(1) Sensor without wire connection has no cable and thus no length and no plug connection!

Order examples

- SO-B0-xxx²⁾ Sensor with TO8 standard housing; without wire connection; working temperature sensor until 350 °C
- SO-B1-xxx²⁾-A100C Sensor with TO8 housing + mounting flange + 100 cm wire connection with RAST 2.5 connector; working temperature until 200°C
- SO-D0-xxx²⁾-A100C Screw mounting housing + 100 cm wire connection with RAST 2.5 connector; working temperature until 200 °C

(2) xxx sensor measuring range (e.g. SO-B0-250 means measuring range: 0.01 – 25.0% O₂)

The information contained in this document is believed to be accurate and reliable but is presented without guarantee.